

Welcome to VSware

VSware is the School Management Software package we use in Salesian College. It is a cloud based platform that manages timetabling, attendance, assessments, behaviour and links our data with that stored by the Department of Education. It has a raft of other features one of which is Parents/Guardians accounts.



Logging in for the first time

Let's get started


You will or have already received a text message to your phone with a code and a brief message directing you to the school website and this document.

<http://www.salesianscelbridge.com/>



Once on our home page you will see the link to *VSware*. Click on the link and it will take you to the VSware login page.

You will need to activate your account.
Please click on the create reset password



Reset Password

Security code will be sent to the registered phone number

Username

Last 4 digits of the registered phone number

You enter the username you received in the text message to your phone and the last 4 digits of your mobile phone number.

Then Click validate.

Insert the code that was sent to your phone

Then enter your chosen password

Confirm it by entering it a second time

Password

- More than 8 characters
- One Capital letter
- One Number
- One of the following characters (! @ \$ ^ & () ? /)

Please Reset Your Password

aining the security code. Please wait while this is

Insert SMS code

New password

Confirm password

Password must match the following criteria:

- Between 8 and 16 characters in length
- One or more capital letters
- One or more numbers
- One or more of these characters (!@#\$%^&*()?)


Examples: eXample1@2, passWord3!4

Your Password has been updated successfully

You will get a confirmation notice
 Click on Go to login

You are back to the login screen

Enter your user name and your new password



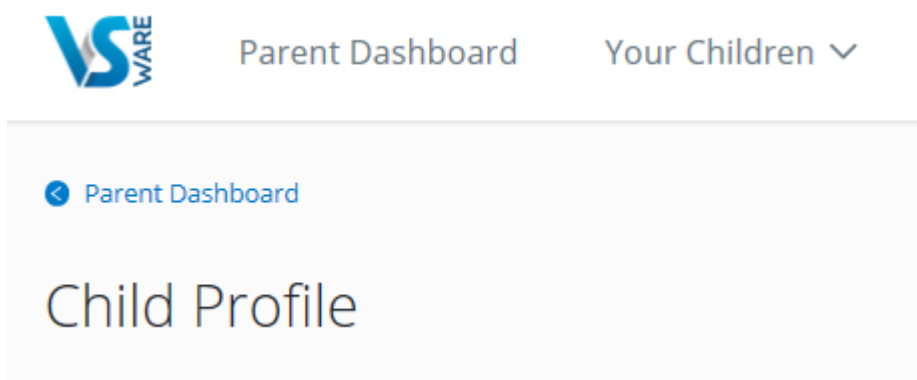
SALESIAN

Login

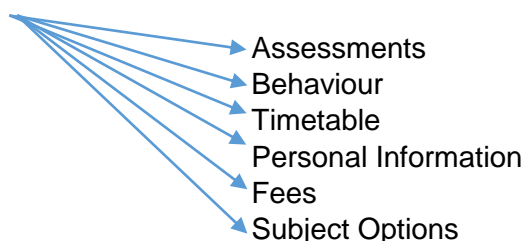
Password

Create/Reset Password


This will take you to the parent's dashboard.



Click on the **Your Children** tab and select your son from the dropdown menu
You will now have access to the following tabs



They appear like this on your screen.



- Assessments will contain copies of all term reports and mock exams.
- In the Behaviour section you will see information on class tests results, classroom behaviour, comments from teachers etc.
- Timetable will show a copy of your son's timetable
- Personal information will have your personal details, address, contact numbers etc. (please check that they are correct and notify the school if the details need to be amended)

Assessments

- Term reports are published following the November assessments, Summer assessments and Mock exams. You will receive a text message to your phone when they are available to view online.
- Log into your account and click on the term reports to view your sons report.

If you have any difficulty in setting up your account, please contact me at:
mkerins@salesianscelbridge.com

Martin Kerins
Deputy Principal